



BRIEF INFORMATION

HELLA VALUEFIT LBE 2 Light Bars

- The successor to the HELLA VALUEFIT LBE light bar series with its new design and additional light functions
- White position light: for use on public roads
- An amber, on trend function light: For individual, attention-grabbing vehicle styling (off-road use)
- Available in different lengths – optionally with flash and high boost function (varying flashing patterns can be selected)
- Including fastening bracket (side and rear) and DT connector

PRODUCT FEATURES

Position light, white or function light, amber

Partly with flashing light function

Sturdy fastening brackets

Flexible mounting options



Discover the upgrade on the LBE 2 LED light bar series with powerful high beam headlamps and white position light in white or with a trendy function light in amber. This series is not only a highlight in terms of design, but also when it comes to functionality.

Particularly noteworthy are the FL models with their additional flashing light function. These models offer various light patterns, thus ensuring maximum visibility and safety. The high-boost mode of the LBE 2 Light Bar 490 and 490 FL extends illumination to a maximum, a feature that will delight off-road fans.

Quite simply, these LED light bars ensure optimum illumination and increase your visibility in road traffic.

The LBE 2 light bars offer the ideal combination of modern technology, appealing design and lighting performance – and all this at an attractive price that gives excellent value for money from HELLA VALUEFIT.

TECHNICAL DETAILS



Technical data				
Version	HELLA VALUEFIT LBE 2 Lightbar 310	HELLA VALUEFIT LBE 2 Lightbar 310 FL	HELLA VALUEFIT LBE 2 Lightbar 490	HELLA VALUEFIT LBE 2 Lightbar 490 FL
Operating voltage range	Multi-voltage (10 – 30 V)			
Rated voltage	12 V and 24 V			
Current±10% at operating voltage*	4,13 A@13,5 V/ 2,1 A@28 V	5,1 A@13,5 V/ 2,42 A@28 V	8,1 A**@13,5 V/ 3,5 A**@28 V	8,9 A**@13,5 V/ 3,9 A**@28 V
Max. power*	57 W	69 W	64,2 W; Boost 109 W	75 W; Boost 120 W
Lumens	3.800 lm	3.600 lm	4.600 lm (ECE-) 6.300 lm (High-Boost)	4.400 lm (ECE-) 5.700 lm (High-Boost)
Light function	High beam headlamp, position light (white) or function light (amber)	Driving lamp, position light (white) or work light (amber), strobe light function*** (amber)	High beam headlamp, position light (white) or function light (amber), high-boost mode	Driving lamp, position light (white) or work light (amber), strobe light function*** (amber), high- boost mode
Flashing pattern	–	ECE R65 Single (all) ECE R65 Double (all) Single (split) Double (split) Permanent (all) (A total of 10 flashing patterns, synchronised and asynchronous)	–	ECE R65 Single (all) ECE R65 Double (all) Single (split) Double (split) Permanent (all) (A total of 10 flashing patterns, synchronised and asynchronous)
Light source	LED			
Colour temperature	5.700 Kelvin			
Material	Housing: aluminium Lens: PC (polycarbonate) Bracket: nylon + 30 % glass fibre			
Weight	1,400 g		2,000 g	
Housing colour	Black			
Temperature range	– 40 °C to + 65 °C			
Protection class	IP 69K, IP 67			
Approved	ECE R10 (EMC), ECE R149 (high beam headlamp), ECE R148 (position light, white)			
Compliant	–	CISPR 25 Class 3 (flashing light function)	–	CISPR 25 Class 3 (flashing light function)
ECE reference number	30	30	37,5	37,5
Mounting	With 2 fastening brackets at the side or rear			
Connection	1,000 mm cable with 4-pin connector			
Application	Truck and off-road vehicles			

*All functions switched on

**High-Boost switched on

Please observe the relevant country-specific, legal requirements and guidelines for motor vehicles listed in the installation instructions.

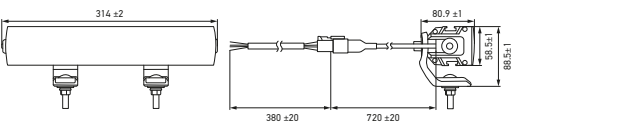
Important: the AMBER functional light does not have ECE approval: its use may be limited to off-road areas away from public roads in accordance with local regulations (see installation instructions).

*****Please check whether you are allowed to use a warning light in the mounted position according to local regulations.**

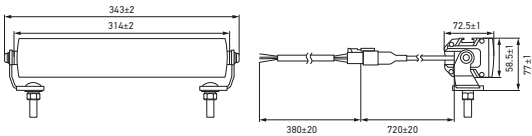
TECHNICAL DETAILS

Technical drawing

HELLA VALUEFIT LBE 2 Lightbar 310 (FL)

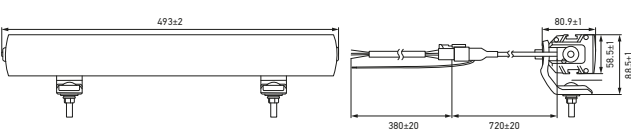


With rear fastening bracket

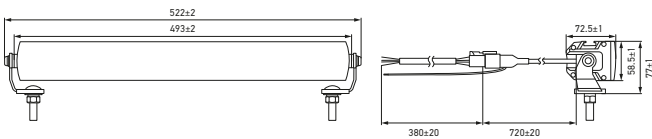


With side fastening bracket

HELLA VALUEFIT LBE 2 Lightbar 490 (FL)



With rear fastening bracket



With side fastening bracket



With rear fastening bracket



With side fastening bracket

LIGHT FUNCTIONS



Position light (white)



Function light (amber)



Flashing light function (amber)



High beam headlamp




High-boost mode


ILLUMINATION

The light distribution diagrams show the reaches of two lamps.


HELLA VALUEFIT LBE 2 Lightbar 310



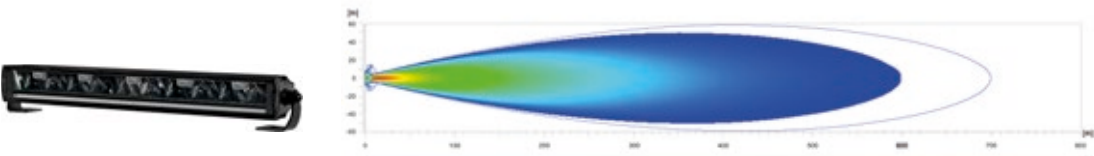
HELLA VALUEFIT LBE 2 Lightbar 310 FL



HELLA VALUEFIT LBE 2 Lightbar 490
ECE + high-boost mode



HELLA VALUEFIT LBE 2 Lightbar 490 FL
ECE + high-boost mode



PROGRAM OVERVIEW

Product Image	Description	Part Number	VPE*
	HELLA VALUEFIT LBE 2 Lightbar 310	1FE 357 666-001	1
	HELLA VALUEFIT LBE 2 Lightbar 310 FL	1FE 357 666-011	
	HELLA VALUEFIT LBE 2 Lightbar 490	1FE 357 666-021	1
	HELLA VALUEFIT LBE 2 Lightbar 490 FL	1FE 357 666-031	

* Packaging unit